TEE HUI QING 0334497

IADIV CRIT 1: ZONE A

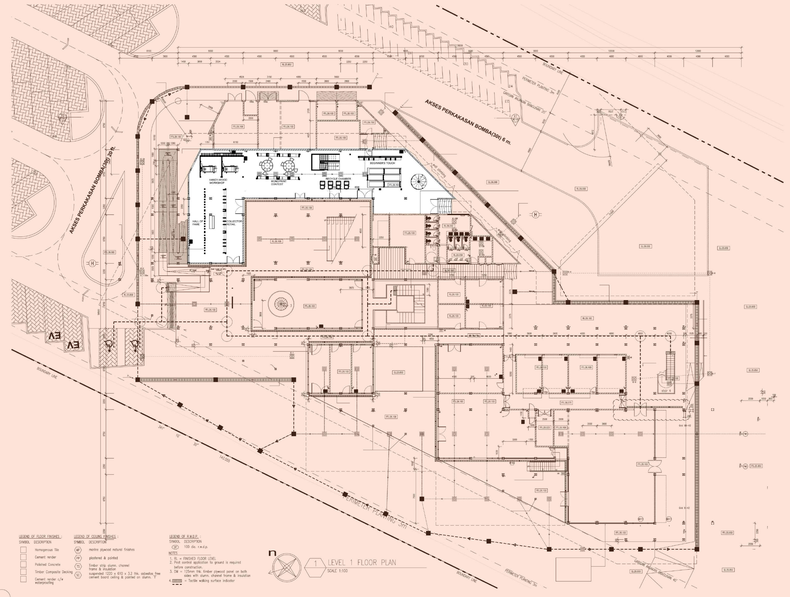

1 LEVEL 1 FLOOR PLAN
SCALE 1:50

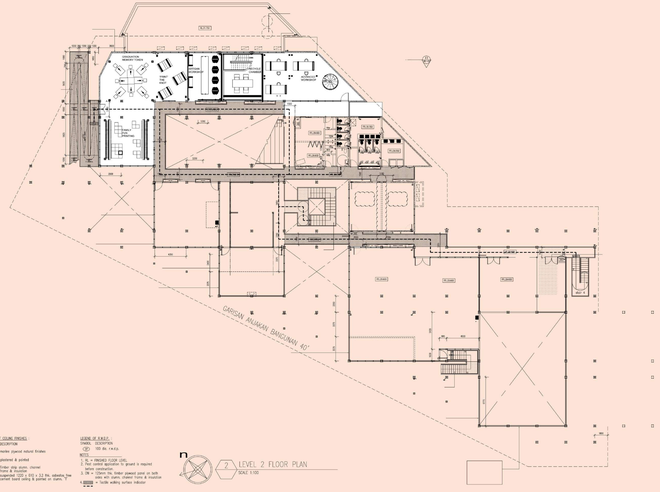

2 LEVEL 2 FLOOR PLAN
SCALE 1:50

Human Flow

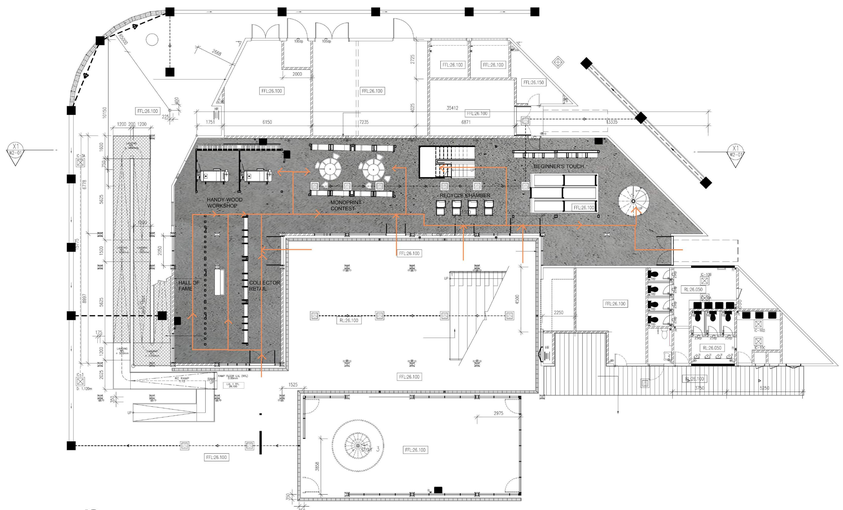

1 LEVEL 1 FLOOR PLAN
SCALE 1:50

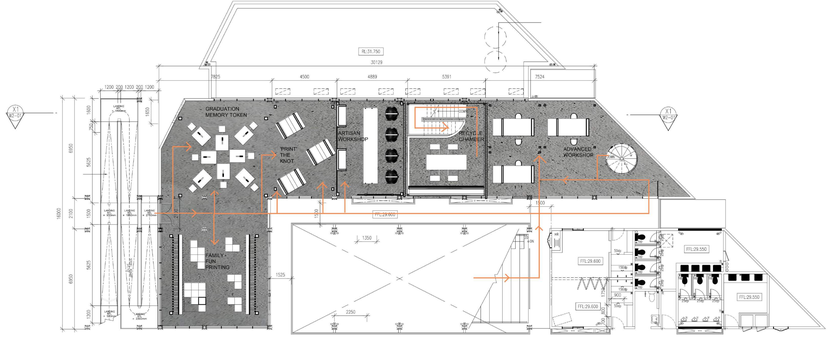

2 LEVEL 2 FLOOR PLAN
SCALE 1:50

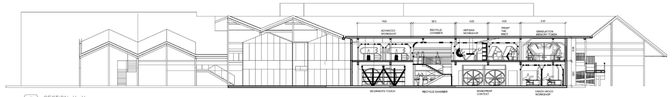

3 SECTION X–X
SCALE 1:50

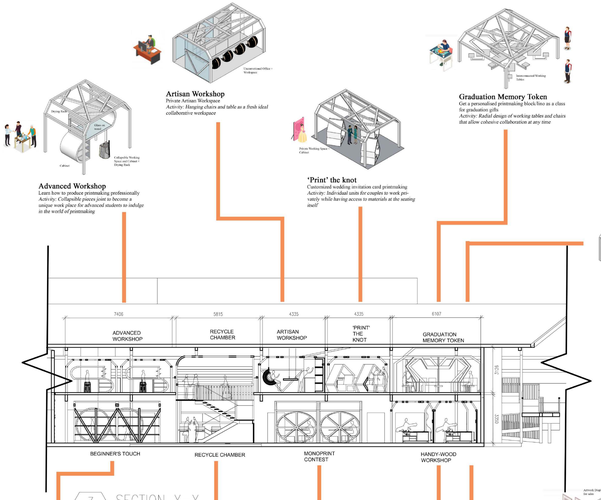

3 SECTION X–X
SCALE 1:50

Advanced Workshop
Learn how to produce printmaking professionally
Activity: Collapsible pieces joint to become a unique work place for advanced students to indulge in the world of printmaking

Artisan Workshop
Private Artisan Workspace
Activity: Hanging chairs and table as a fresh ideal collaborative workspace

'Print' the knot
Customised wedding invitation card printmaking
Activity: Individual units for couples to work privately while having access to materials at the seating itself

Graduation Memory Token
Get a personalised printmaking block free as a class for graduation gifts
Activity: Radial design of working tables and chairs that allow cohesive collaboration at any time

Family Fun Printing
Family-friendly printmaking during special events
Activity:
Huge canvases on the side placed at firm rack while families and sit/stand on lego-like chairs or platforms by stacking them however they like at different heights and forms

**On the back of Graduation Memory Token*

Beginner's Touch
Free Printmaking tools and canvases to get started
Activity: Ink Printing in a Human Hamster Wheel by getting paper inked on the curved wooden block underneath

Monoprint Contest
Non-organisation-minded contest in making creative monoprints
Activity: Draw and ink printing on glass table and unique wheel-like cabinet at the side to store materials

Recycle Chamber
Sell sustainable paper resources through DIY recycling
Activity:
Consists of 4 stations:
1) Paper Shredding (Ground Floor)
2) Waste Water Blender (Ground Floor)
3) Attach & Frame (Mezzanine Floor)
4) Dry the Pieces (Mezzanine Floor)

Handy-Wood Workshop
Cut wooden blocks for printmaking at custom sizes, also provide line-cutting services
Activity: Wood cutting machine and easy set up of 'cabinet' at the back to put wooden plinth/blocks/line sheets

Collector Retail (3 in 1)
A place to gather your interest in printmaking by looking through the display of artworks and variety of materials to suit your styles
Activity:
1) Sell printmaking materials,
2) Exhibit artisans' and winners' masterpieces but available for sales,
3) Reception for booking slots for private spaces upstairs

**At the back of Handy-Wood Workshop, first area after the entrance*



Ground Floor

Hall of Fame + Collector Retail

Public: Printmaking materials on sale and masterpieces on display

Beginner's Touch

Professionals: Learn how to produce printmaking professionally

Artist Office

Artisans: Consultation and Administration Work

Monoprint Contest

Public: No-experience-needed contest in creating monoprints

Family Fun Printing

Family: Free printing/painting on huge canvases for fun exploration purposes

First Floor

'Print' the knot

Couples: Customized wedding card invitation printmaking

Advanced Workshop

Professionals: Learn how to produce printmaking professionally

Recycle Chamber

Public: Paper recycling via shredding, blending, framing and drying processes for public events downstairs where heavy usage of paper is needed

Graduation Memory Token

Students: Personalised graduation gift- printmaking lino/block for repeated usage

Handy-Wood Workshop

Visitors: Obtain customised size of wooden block or lino sheet by the carpenter on-duty

ZONE A: PRINT MAKING MARKET

Print-Mused

Your Printmaking Muse

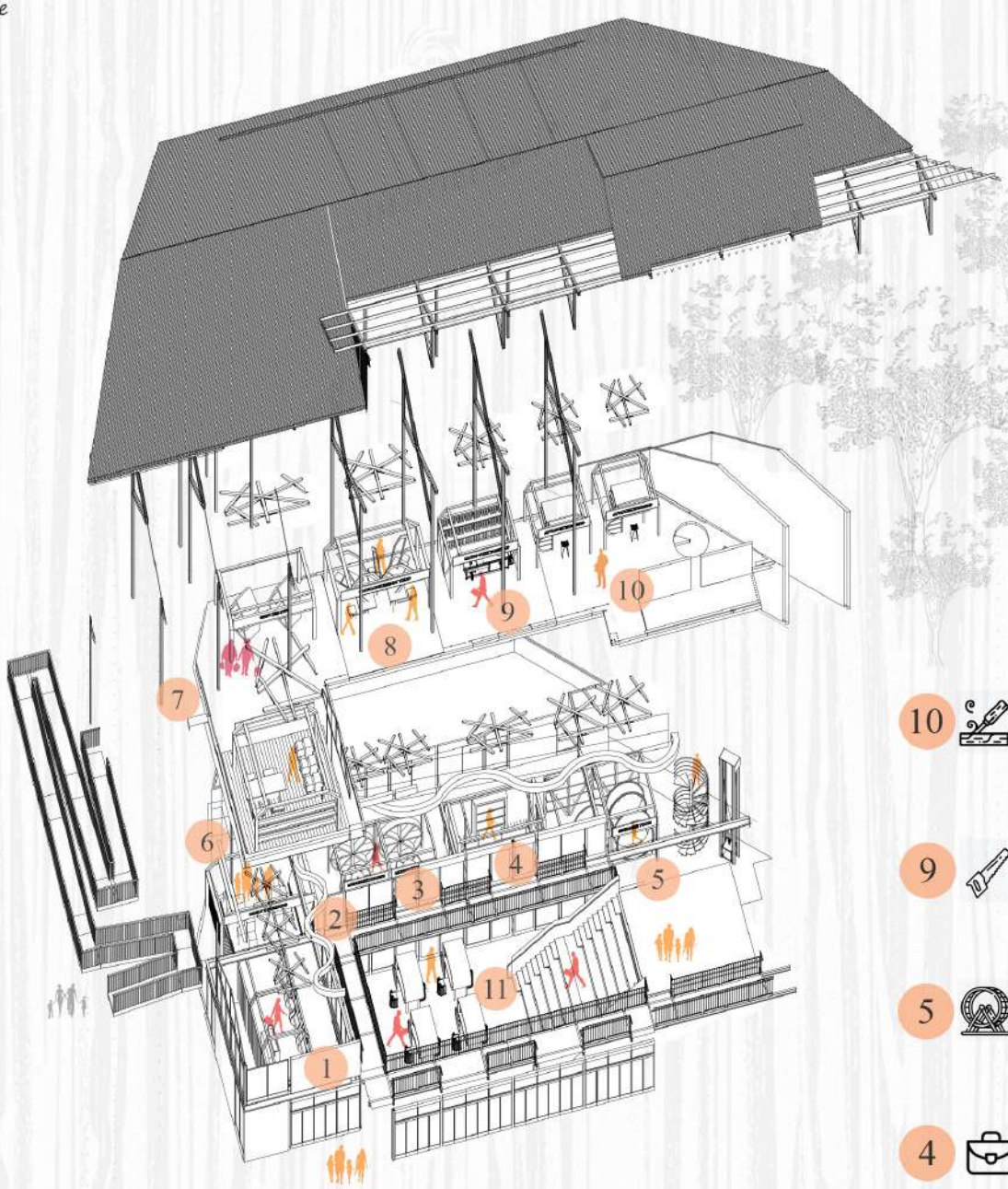

Graduation Memory Token (8)

Students:
Personalised graduation gift-printmaking lino/block for repeated usage
Mechanism Applied:
Interconnected/working stations for closer interaction

'Print' the Knot (7)

Couple:
Customised Wedding Card Printmaking
Mechanism Applied:
Modular seats incorporated with simple shelving below

Recycle Chamber (6)

Public:
Paper recycling via shredding, blending, framing and drying processes
Mechanism Applied:
Paper shredding machines, paper blending machines, frames, drying racks

Monoprint Contest (3)

Public:
No-experience-needed contest to create monoprints
Mechanism Applied:
Glass tables and wheel-like shelving

Family Fun Printing (2)

Family:
Free printing/ paintings on huge canvases for fun exploration purposes
Mechanism Applied:
Huge white canvases and moveable blocks for seats

Collector Retail (1)

Public:
Printmaking materials on sales and masterpieces on display
Mechanism Applied:
Linear and Curvy Shelving

Advanced Workshop (10)

Proffesionals:
Learn how to produce printmaking professionally
Mechanism Applied:
Flexible Stall Design

Handy-Wood Workshop (9)

Public:
Get customised wooden block/lino sheet by carpenters in desirable sizes
Mechanism Applied:
Wood shelving and wood cutting machines

Beginner's Touch (5)

Public:
Hop in the wheel and get the prints by pressing paper against carved wood trail underneath
Mechanism Applied:
Human Hamster Wheel

Artist Office (4)

Artisans:
Consultation and Administration Work
Mechanism Applied:
Hanging Chair for comfort

Amphitheatre (11)

Public:
Special Events-Demonstration/ Market
Mechanism Applied:
Flexible Stall Design

AXO 2

Exploded Axonometric

1: 75

Print-Mused

Your Printmaking Muse

Print-Mused is a customer friendly market venue that offers variety of fun working spaces for visitors to get their hand on the beauty of printmaking. As digital art becomes an ease nowadays, the skills of printmaking art is declining and it's a loss to lose such admirable masterpieces as the technology advances. Open to all ages, Print-Mused market has designated spaces intended for different groups of target users including families, couples or even individuals that would like to seek professional learning in the world of printmaking. Hence, this new transformed market is one of kind venue that enlighten souls of art seekers

Amphitreatre
Flexible stalls can be placed here for the weekend printmaking event

Target Users

Family · Artisans · Couples · Students · Public

Activities

Carving · Recycle · Draw · Pay · Ink Printing

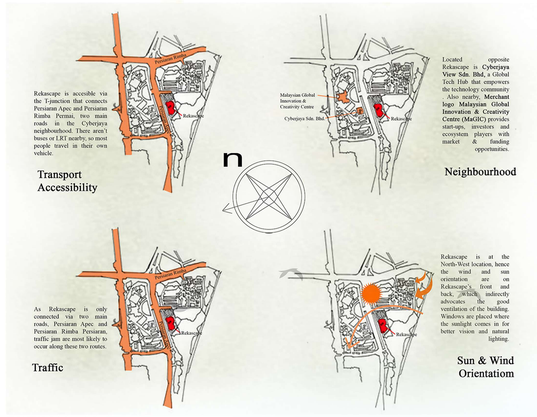

SP GF GROUND FLOOR SITE PLAN
SCALE 1:200

Advanced Workshop
Special feature would be the printmaking ink refilling station located strategically near the Advanced Workshop for manual colour mixing

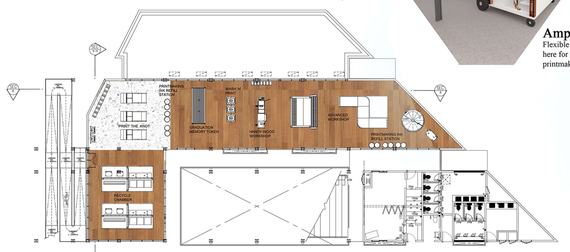

PL 2 FIRST FLOOR PLAN
SCALE 1:75

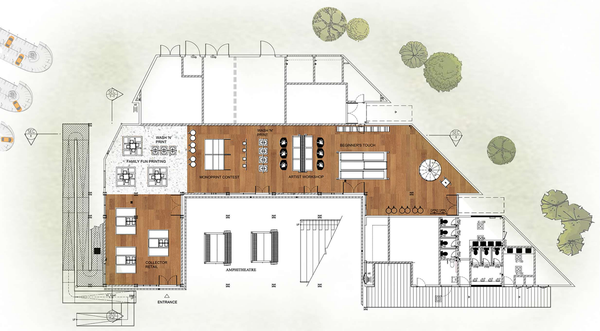

PL 1 GROUND FLOOR PLAN
SCALE 1:75

AXO 5 EXPLODED AXONOMETRIC

Aside from selling printmaking essentials, at the back of the flexible stall design, a 2 people seatings at the front are designated for instant test runs in order to attract more visitors into trying out this form of art. Needless to find drying racks at other locations, there is one under the tempered glass workstop for convenience, as well as improving tidiness and organisation.

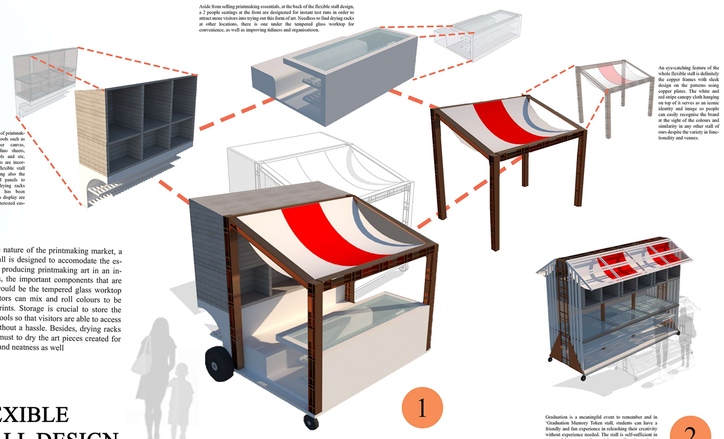

To ease the storage of printmaking materials and tools such as ink, reflect, paper canvas, wooden blocks, lino sheets, cloth, carving tools and etc, a storage cabinet has been painted into the flexible stall design while having also the polycarbonate grid panels to function as the drying racks after printmaking has been made. Materials on display are also sellable for interested customers.

An eye-catching feature of the whole flexible stall is definitely the copper frames with sleek designs on the pattern- using the same design as the red and red-stripe canopy cloth hanging on top of it serves as an iconic identity and image so people can easily recognize the brand and image. It also has a great similarity to any other stall of ours despite the variety in functionality and venues.

To suit the nature of the printmaking market, a flexible stall is designed to accomodate the essentials of producing printmaking art in an instant. Thus, the important components that are included would be the tempered glass workstop where visitors can mix and roll colours to be used for prints. Storage is crucial to store the necessary tools so that visitors are able to access to them without a hassle. Besides, drying racks are also a must to dry the art pieces created for protection and neatness as well

FLEXIBLE STALL DESIGN



Utilised for Artist Office, this flexible stall is comprised of the hanging chairs as a special feature for artisans and potential customers to discuss or work in a collaborative space with essentials of printmaking furniture. Wood carving machines and wood carving are not on sores on this antiquepiece stall although the priority was to allow direct interaction between staffs and visitors for in-depth consultation.

3

Retail area is a must for printmaking lovers to purchase their desirable products as well as a showcase for artisans to place their masterpieces for sale, whether for exhibition or marketing purposes. This flexible stall has workstops that are foldable when not in need and also removable polycarbonate grid panel on top of the frame as they can be inserted manually when the market is at the opening hours. Customers are welcomed to buy ready made products or even materials to try and DLY at home.

4

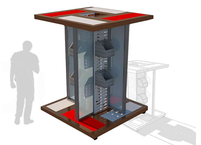

Utilised for Family Fun Printing, this flexible stall does not restrict families of many members to sit in order to produce the artwork. Instead, tempered glass panels are place vertically and anyone can roll ink while standing on the platform with full access of the materials being in the cans hanging on the polycarbonate grid wall. One stall supports 4 people to try printmaking, standing on each corner without interruption with sufficient space provided.

5

1

Graduation is a meaningful event to remember and in 'Graduation Memory Token stall, students can have a friendly and fun experience in celebrating their creativity without experience needed. The stall is self-sufficient in terms of the storage of materials as well on beneath the canopy while tempered glass workstops are designed in a way that students can interact with each other while participating in the process of producing printmaking art that are unique and personalised to be given as a gift or own collection.

2

Advanced Workshop
Professional printmaking area that is self-sufficient in terms of materials and tools

Graduation Memory Token
Students can carve and print personalised printmaking art

'Print' the Knot
Couples can have a wonderful time doing the printmaking art together for their wedding invitation card printing board

Monoprint Contest
Public can participate in creating unique monoprints here

Products

Wood carving

Printmaking Roller

Carving Tools

Printmaking Ink

Linocut

Paper

Printmaking Artwork

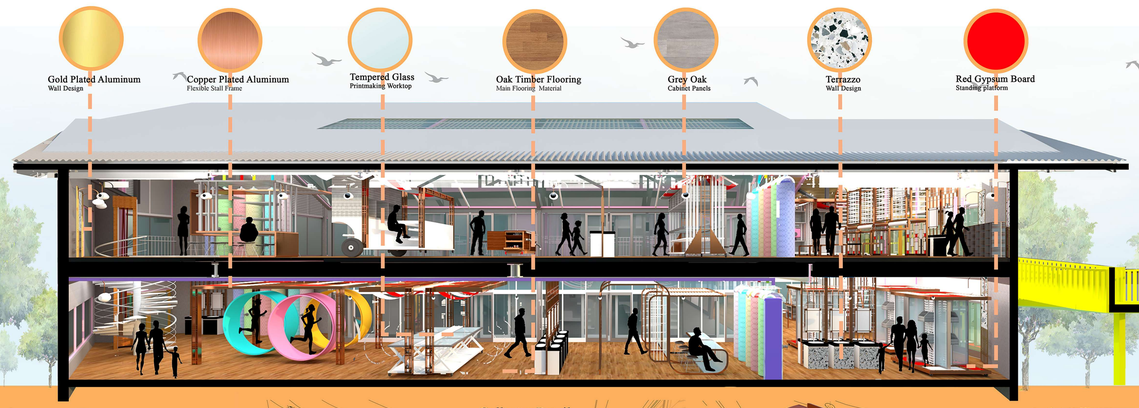



SC 4 SECTION Y-Y
SCALE 1:50

Handy-Wood Workshop
Public can obtain customised wooden block and lino sheet size from carpenter on-duty

SC 3 SECTION X-X
SCALE 1:40

Collector Retail
Printmaking masterpieces, ink bottle, carving tools and other essential tools are sellable here as the first stop to approach printmaking

Artist Office
Interactive consultation is offered to public regarding printmaking art from artisans

Family Fun Printing
Families of all ages can try an unconventional printmaking by doing it on vertical tempered glass panels

Recycle Chamber
Shredding, Blending, Framing and Drying stations to recycle papers for public

Beginner's Touch
Anyone is welcomed to try the hamster human wheel activity to make printmaking arts with carved wood beneath it